


COVID-19 BAYANIHAN GRANT TO CITIES AND MUNICIPALITIES
Report on Fund Utilization and Status of Program/Project/Activity Implementation
For the Month of July 31, 2020

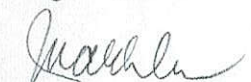
Fund Source	Date of Notice of Authority to Debit Account Issued (NADAI)	Name/Title of PPAs	Specific Location	Mechanism/ Mode of Implementation	Estimated Number of Beneficiaries	Amount (in thousand pesos '000)			Estimated Period of Completion	Program/Project Status
						Received	Obligation	Disbursement		
BGCM		Food Assistance for affected Households (1st Wave)	Municipalwide	Individual HH Distribution per Barangay	7,681 HHs	1,920.250	1,920.250	1,920.250	April 9, 2020	Completed
BGCM		Food Assistance for affected Households (2nd Wave)	Municipalwide	Individual HH Distribution per Barangay	2,879 HHs	5,901.950	5,901.950	5,901.950	May 2020	Completed
BGCM		Food Expenses for Medical personnel and other LGU personnel	Various designated Checkpoints from/to the Municipality of Igbaras	Distribution of food packs to every personnel in the respective checkpoint	60 Heads	150.000	144.00	144.00	May 2020	Completed
BGCM		Procurement Medicines and Vitamins	RHU/Mayors Office	Distribution of Vitamins and medicines as needed	Total Constituents	1,500.000	1,466.917	1,466.917	May 2020	Completed
BGCM		Establishment of Common Quarantine Facilities	ICES Compound Poblacion Igbaras	By Administration and conform with the procurement policy	Number of PUIs/PUMs	445.952	191.138	191.138	May 2020	on-going

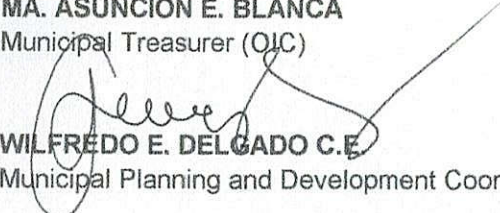
COVID-19 BAYANIHAN GRANT TO CITIES AND MUNICIPALITIES
Report on Fund Utilization and Status of Program/Project/Activity Implementation
For the Month of July 31, 2020

Fund Source	Date of Notice of Authority to Debit	Name/Title of PPAs	Specific Location	Mechanism/ Mode of Implementation	Estimated Number of	Amount (in thousand pesos '000)			Estimated Period of	Program/P roject
						Received	Obligation	Disbursement		
BGCM		Other necessary COVID-19 related PPAs and Expenses: Libre Sakay for the Constituents from/ to origin to the poblacion (within the municipality only)	Municipalwide	Per day-trip of 10 PUJs serving from Poblacion to the point of destination and vice versa	Total Populace of the municipality	371.300	371.300	63.000	End of April 2020	Terminated
				Sub-total		371.300	371.300	63.000		
				Total		10,289.452	9,995.555	9,687.255		

Prepared by:


EDWARD ROY C. TAJANLANGIT
Municipal Budget Officer (OIC)


MA. ASUNCION E. BLANCA
Municipal Treasurer (OIC)


WILFREDO E. DELGADO C.E.
Municipal Planning and Development Coordinator

Attested by:


JAIME E. ESMERALDA M.D.
Local Chief Executive